




VYBO Electric a.s.								
Data Sheet				No.				
Three Phase Induction Motor				Drawing No.				
Customer								
Client reference								
Type			3LC-355L-2 315KW 400/690V 50HZ					
Brand			VYBO Electric					
Identification								
Type:	3LC-355L-2		Frame:	355		mm		
Power:	315	kW	Poles:	2		P		
Rated Current:	400 V	522 A	Rated Voltage:	400	/	690	V	
Speed:	2980 rpm		Connection:	Δ/Y				
Frequency:	50	Hz	Insulation Class:	F				
Direct on line starting torque ratio (LRT/RLT):	1,6		Temperature Rise:					
Direct on line pull out torque ratio (BDT/RLT):	2,2		Service Factor:	1,0				
Direct on line starting current ratio (LRA/RLA):	7,2		Duty:	S1, S2, S3, S4-S9				
Efficiency:	95,8	%	Ambient Temperature:	-35~40°C				
Power factor:	0,91		Altitude:	1000m				
Noise level:	100	dB(A)	Protection Degree:	IP55				
			Cooling:	IC411				
			Mounting:	IM B (On request)				
			Vibration:	2.8 mm/s				
			Direction of Rotation:	Both				
			Starting Method:	DOL or VFD				
			Coupling:	DIRECT				
			Load Type:	Parabolic or linear curve				
			Terminal box:	2-M63X1.5				
			Bearing Information					
				DE		NDE		
			Bearing:	6319C3		6319C3		
			Regreasing int.(h):					
			Grease amount(g):					
Grease:								
Notes / Accessories			Deviation Sheet					
			VYBO Electric		Customer			
Standards								
Specification:	IEC60034-1 / GB755							
Test:	IEC60034-2 / GB/T1032							
Noise:	IEC60034-9 / GB10069.3							
Vibration:	IEC60034-14 / GB10068							
Edition								
Performed		Checked	Date					
Item	Changes		Performed	Checked	Date			