




VYBO Electric a.s.									
Data Sheet				No.					
Three Phase Induction Motor				Drawing No.					
Customer									
Client reference									
Type			3LC-315L 2-2 200KW 400/690V 50HZ						
Brand			VYBO Electric						
Identification									
Type:	3LC-315L 2-2		Frame:	315		mm			
Power:	200 kW		Poles:	2		P			
Rated Current:	400 V	331 A	Rated Voltage:	400 / 690	V				
Speed:	2980 rpm		Connection:	Δ/Y					
Frequency:	50 Hz		Insulation Class:	F					
Direct on line starting torque ratio (LRT/RLT):	1,8		Temperature Rise:						
Direct on line pull out torque ratio (BDT/RLT):	2,2		Service Factor:	1,0					
Direct on line starting current ratio (LRA/RLA):	7,2		Duty:	S1, S2, S3, S4-S9					
Efficiency:	95,8	%	Ambient Temperature:	-35~40°C					
Power factor:	0,91		Altitude:	1000m					
Noise level:	92	dB(A)	Protection Degree:	IP55					
			Cooling:	IC411					
			Mounting:	IM B (On request)					
			Vibration:	2.8 mm/s					
			Direction of Rotation:	Both					
			Starting Method:	DOL or VFD					
			Coupling:	DIRECT					
			Load Type:	Parabolic or linear curve					
			Terminal box:	2-M63X1.5					
			Bearing Information						
				DE		NDE			
			Bearing:	6317C3		6317C3			
			Regreasing int.(h):						
			Grease amount(g):						
Grease:									
Notes / Accessories			Deviation Sheet						
			VYBO Electric		Customer				
Standards									
Specification:	IEC60034-1 / GB755								
Test:	IEC60034-2 / GB/T1032								
Noise:	IEC60034-9 / GB10069.3								
Vibration:	IEC60034-14 / GB10068								
Edition									
Performed		Checked	Date						
Item	Changes		Performed	Checked	Date				