




VYBO Electric a.s.							
Data Sheet			No.				
Three Phase Induction Motor			Drawing No.				
Customer							
Client reference							
Type		3LC-315L 1-2 160KW 400/690V 50HZ					
Brand		VYBO Electric					
Identification							
Type:	3LC-315L 1-2		Frame:	315		mm	
Power:	160 kW		Poles:	2		P	
Rated Current:	400 V	265 A	Rated Voltage:	400 / 690			V
Speed:	2980 rpm		Connection:	Δ/Y			
Frequency:	50 Hz		Insulation Class:	F			
Direct on line starting torque ratio (LRT/RLT):	1,8		Temperature Rise:				
Direct on line pull out torque ratio (BDT/RLT):	2,3		Service Factor:	1,0			
Direct on line starting current ratio (LRA/RLA):	7,2		Duty:	S1, S2, S3, S4-S9			
Efficiency:	95,6	%	Ambient Temperature:	-35~40°C			
Power factor:	0,91		Altitude:	1000m			
Noise level:	92	dB(A)	Protection Degree:	IP55			
			Cooling:	IC411			
			Mounting:	IM B (On request)			
			Vibration:	2.8 mm/s			
			Direction of Rotation:	Both			
			Starting Method:	DOL or VFD			
			Coupling:	DIRECT			
			Load Type:	Parabolic or linear curve			
			Terminal box:	2-M63X1.5			
			Bearing Information				
				DE	NDE		
			Bearing:	6317C3	6317C3		
			Regreasing int.(h):				
			Grease amount(g):				
Grease:							
Notes / Accessories			Deviation Sheet				
			VYBO Electric		Customer		
Standards							
Specification:	IEC60034-1 / GB755						
Test:	IEC60034-2 / GB/T1032						
Noise:	IEC60034-9 / GB10069.3						
Vibration:	IEC60034-14 / GB10068						
Edition							
Performed		Checked	Date				
Item	Changes		Performed	Checked	Date		