




VYBO Electric a.s.								
Data Sheet				No.				
Three Phase Induction Motor				Drawing No.				
Customer								
Client reference								
Type			3LC-160L-4 15KW 400/690V 50HZ					
Brand			VYBO Electric					
Identification								
Type:	3LC-160L-4			Frame:	160			mm
Power:	15 kW			Poles:	4			P
Rated Current:	400 V	27,3	A	Rated Voltage:	400	/	690	V
Speed:	1470 rpm			Connection:	Δ/Y			
Frequency:	50 Hz			Insulation Class:	F			
Direct on line starting torque ratio (LRT/RLT):	2,2			Temperature Rise:				
Direct on line pull out torque ratio (BDT/RLT):	2,3			Service Factor:	1,0			
Direct on line starting current ratio (LRA/RLA):	7,8			Duty:	S1, S2, S3, S4-S9			
Efficiency:	92,1	%		Ambient Temperature:	-35~40°C			
Power factor:	0,86			Altitude:	1000m			
Noise level:	73	dB(A)		Protection Degree:	IP55			
				Cooling:	IC411			
				Mounting:	IM B (On request)			
				Vibration:	2.8 mm/s			
				Direction of Rotation:	Both			
				Starting Method:	DOL or VFD			
				Coupling:	DIRECT			
				Load Type:	Parabolic or linear curve			
				Terminal box:	2-M40X1.5			
				Bearing Information				
					DE		NDE	
				Bearing:	6309-2RZC3		6309-2RZC3	
				Regreasing int.(h):				
				Grease amount(g):				
Grease:								
Notes / Accessories				Deviation Sheet				
				VYBO Electric		Customer		
Standards								
Specification:	IEC60034-1 / GB755							
Test:	IEC60034-2 / GB/T1032							
Noise:	IEC60034-9 / GB10069.3							
Vibration:	IEC60034-14 / GB10068							
Edition								
Performed		Checked		Date				
Item	Changes			Performed	Checked	Date		