




VYBO Electric a.s.											
Data Sheet								No.			
Three Phase Induction Motor								Drawing No.			
Customer											
Client reference											
Type				2LC-250M-6 37KW 400/690V 50HZ							
Brand				VYBO Electric							
Identification											
Type:	2LC-250M-6			Frame:	250		mm				
Power:	37 kW			Poles:	6		P				
Rated Current:	400 V	69,8	A	Rated Voltage:	400	/	690 V				
Speed:	980 rpm			Connection:	Δ/Y						
Frequency:	50 Hz			Insulation Class:	F						
Direct on line starting torque ratio (LRT/RLT):	2,1			Temperature Rise:							
Direct on line pull out torque ratio (BDT/RLT):	2,1			Service Factor:	1,0						
Direct on line starting current ratio (LRA/RLA):	7			Duty:	S1, S2, S3, S4-S9						
Efficiency:	92,2	%		Ambient Temperature:	-35 ~ 50°C (On request possible 62°C)						
Power factor:	0,83			Altitude:	1000m						
Noise level:	76	dB(A)		Protection Degree:	IP55						
				Cooling:	IC411						
				Mounting:	IM B (On request)						
				Vibration:	2.8 mm/s						
				Direction of Rotation:	Both						
				Starting Method:	DOL or VFD						
				Coupling:	DIRECT						
				Load Type:	Parabolic or linear curve						
				Terminal box:	2-M63X1.5						
				Bearing Information							
					DE		NDE				
				Bearing:	6314C3		6314C3				
				Regreasing int.(h):							
				Grease amount(g):							
				Grease:							
Notes / Accessories				Deviation Sheet							
				VYBO Electric		Customer					
Standards											
Specification:	IEC60034-1 / GB755										
Test:	IEC60034-2 / GB/T1032										
Noise:	IEC60034-9 / GB10069.3										
Vibration:	IEC60034-14 / GB10068										
Edition											
Performed		Checked		Date							
Item	Changes			Performed	Checked	Date					